



SpeedLabs

MATHS

CBSE 8<sup>th</sup>

TEEVRA EDUTECH PVT. LTD.

# Introduction to Graph

## Exercise 15.3

**Q.1:** Draw the graphs for the following tables of values, with suitable scales on the axes.

(a) Cost of apples

Number of apples	1	2	3	4	5
Cost (in Rs)	5	10	15	20	25

(b) Distance travelled by a car

Time (in hours)	6 a.m.	7 a.m.	8 a.m.	9 a.m.
Distance (in km)	40	80	120	160

(i) How much distance did the car cover during the period 7.30 a.m, to 8 a.m.?

(ii) What was the time when the car had covered a distance of 100 km since it's start?

(c) Interest on deposits for a year.

Deposit (in Rs)	1000	2000	3000	4000	5000
Simple interest (in Rs)	80	160	240	320	400

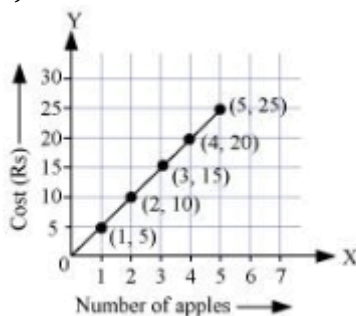
(i) Does the graph pass through the origin?

(ii) Use the graph to find the interest on Rs 2500 for a year.

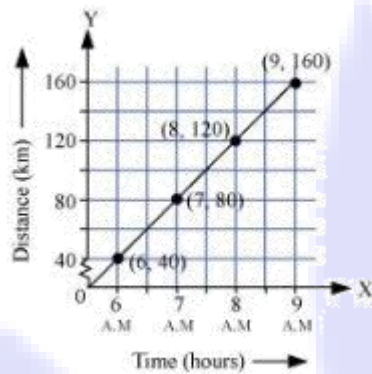
(iii) To get an interest of Rs 280 per year, how much money should be deposited?

**Sol:**

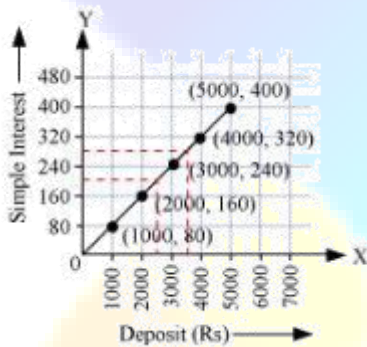
(a)



- (b) (i) The car covered 20 km distance.  
(ii) It was 7.30 a.m. when it covered 100km distance



- (c) (i) Yes, the graph passes through the origin.  
(ii) Interest on Rs 2500 is Rs 200 for a year.  
(iii) Rs 3500 should be deposited for interest of Rs 280.



**Q.2** Draw a graph for the following.

(i)

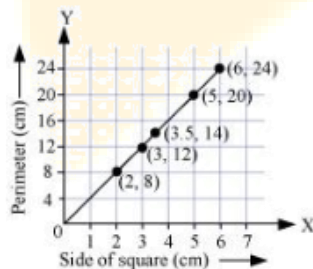
Side of square (in cm)	2	3	3.5	5	6
Perimeter (in cm)	8	12	14	20	24

(ii)

Side of square (in cm)	2	3	4	5	6
Area (in cm <sup>2</sup> )	4	9	16	25	36

Is it a linear graph?

**Sol:** (i) Yes, it is a linear graph.



(ii) No, it is not a linear graph because the graph does not provide a straight line.

