

Board –CBSE

Class –8th

Topic – Reaching the Age of Adolescence

1. What is the term used for secretions of endocrine glands responsible for changes taking place in the body?

Ans. Hormones are chemical substances that are secreted by endocrine glands. They are responsible for changes taking place in the body.

2. Define adolescence.

Ans. Adolescence is the time period between the beginning of puberty and adulthood. During this period, the body undergoes several changes alongside reproductive maturity. It begins around the age of 11 and lasts till 18 or 19 years of age. The period of adolescence may vary from person to person.

3. What is menstruation? Explain.

Ans. Menstruation is the process of the shedding of the uterine lining on a regular monthly basis. It begins at puberty and is the reproductive cycle of the female body. Every month, the uterus prepares itself to receive a fertilized egg. Therefore, the inner lining of the uterus becomes thick and is supplied with blood to nourish the embryo. If the egg is not fertilized, then the lining of the uterus breaks down and gets released in the form of blood through the vagina. This lasts for about two to eight days. This cycle occurs every month and is known as the menstrual cycle.

4. List changes in the body that take place at puberty.

Ans. Changes at puberty.

(i) Sudden increase in height and weight.

(ii) Broadening of shoulders and widening of the chest in boys. In girls, the region below the waist becomes wider.

(iii) In boys, under the influence of hormones, the larynx becomes prominent, the vocal cords become longer and thicker. These changes cause the voice to become hoarse.

(iv) Appearance of hair in areas such as underarms, face, hands, and legs.

(v) Appearance of acne as a result of excessive secretion of oil from the skin.

(iv) Testis grows and starts producing sperms in males, whereas in females, the ovary enlarges and starts producing matured eggs.

5. Prepare a table having two columns depicting names of endocrine glands and hormones secreted by them.

Ans.

| Endocrine gland | Hormones |
|-----------------|----------------|
| Testis | Testosterone |
| Ovary | Oestrogen |
| Thyroid | Thyroxin |
| Adrenal | Adrenalin |
| Pancreas | Insulin |
| Pituitary | Growth hormone |

6. What are sex hormones? Why are they named so? State their function.

Ans. Sex hormones are chemical substances produced by sex organs. For example, testosterone is the male sex hormone produced by the testis, and oestrogen is the female sex hormone produced by the ovary. These hormones affect the sexual features of an organism. Hence, they are known as sex hormones.

Functions of sex hormones

Testosterone. This hormone brings about secondary sex characters in boys such as the growth of a beard, the voice becoming hoarse, development of reproductive organs, etc.

Oestrogen. This hormone is responsible for the development of secondary sexual characters in females such as the enlargement of breasts, development of female reproductive organs, etc.

7. Choose the correct option.

(a) Adolescents should be careful about what they eat, because

(i) Proper diet develops their brains.

(ii) Proper diet is needed for the rapid growth taking place in their body.

(iii) Adolescents feel hungry all the time.

(iv) Taste buds are well developed in teenagers.

(b) Reproductive age in women starts when their

(i) Menstruation starts.

(ii) Breasts start developing.

(iii) Bodyweight increases.

(iv) Height increases.

(c) The right meal for adolescents consists of

(i) Chips, noodles, coke.

(ii) Chapatti, dal, vegetables.

(iii) Rice, noodles, and burger.

(iv) Vegetable cutlets, chips, and lemon drinks.

Ans. (a) (ii) Adolescents should be careful about what they eat because a proper diet is needed for the rapid growth taking place in their bodies.

(b) (i) Reproductive age in women starts when their menstruation starts.

(c) (ii) The right meal for adolescents consists of chapatti, dal, vegetables.

8. Write notes on –

(a) Adam's apple.

(b) Secondary sexual characters.

(c) Sex determination in the unborn baby.

Ans. (a) **Adam's apple.** In human males, the larynx grows larger during puberty and can be seen as a protruding part of the throat. This protrusion is known as Adam's apple. In boys, under the influence of sex hormones, the larynx becomes prominent. As a result, the vocal cords become longer and thicker, causing the voice to become hoarse. However, in females, the larynx is of small size and is hardly visible. Therefore, girls have a high-pitched voice, while the voice of boys is low-pitched.

(b) **Secondary sexual characters** are those features that help in distinguishing the male and the female body from each other. They are physical or behavioural characteristics that appear in humans at the time of puberty.

Secondary sexual characters in boys.

- (i) Appearance of moustache and beard.
- (ii) Appearance of chest hair.
- (iii) Growth of hair in the genital area and other parts of the skin.

Secondary sexual character in girls.

- (i) Increase in breast size and darkening of the skin of nipples present at the tip of the breasts.
- (ii) Growth of hair in the genital area and other body parts.
- (c) **Sex determination in an unborn baby.** The sex of a baby is determined by the type of male gamete that fuses with the female gamete.

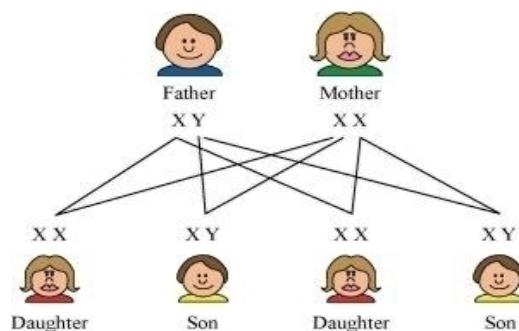
All human beings have 23 pairs of chromosomes in their nuclei. Out of these 23 pairs, the last pair is known as the sex chromosome.

Human males have 23 pairs of chromosomes including XY sex chromosomes. Therefore, the male gamete has 22 chromosomes and either an X or Y sex chromosome.

Male gametes can be of two types. 22+X or 22+Y

Females have 23 pairs of chromosomes including XX sex chromosomes. Therefore, their gametes can only have 22 chromosomes and one X sex chromosome.

Type of female gametes. 22+X

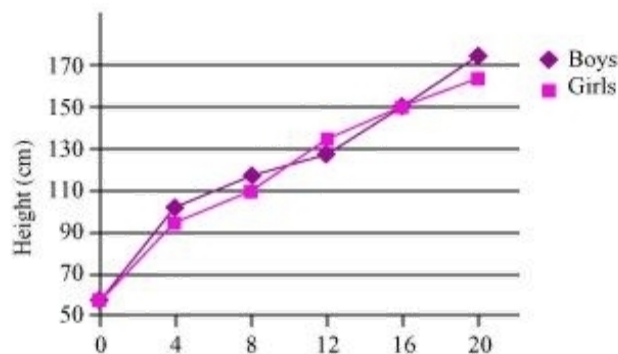


Thus, as the mother provides an only X chromosome, the sex of the baby is determined by the type of male gamete (X or Y) that fuses with the X chromosome of the female.

9. The table below shows the data on the likely heights of boys and girls as they grow in age. Draw graphs showing height and age for both boys and girls on the same graph paper. What conclusions can be drawn from these graphs?

| Age (Years) | Height (cm) | |
|-------------|-------------|-------|
| | Boys | Girls |
| 0 | 53 | 53 |
| 4 | 96 | 92 |
| 8 | 114 | 110 |
| 12 | 129 | 133 |
| 16 | 150 | 150 |
| 20 | 173 | 165 |

Ans.



The graph depicts the relation between the age and height of both boys and girls. During puberty, there is a sudden increase in height of both boys and girls. Based on the above graph, it can be observed that during the age of 4-8 years, girls have less height as compared to boys. However, as soon as girls reach 12- 13 years, their height shows a

sudden increase and becomes more than boys. In later years, growth in both sexes becomes stable. Growth during puberty is under the control of hormones.


10. Word game. Use the clues to work out the words.

Across

3. Protruding voice box in boys
4. Glands without ducts
7. Endocrine gland attached to the brain
8. Secretion of endocrine glands
9. Pancreatic hormone
10. Female hormone

Down

1. Male hormone
2. Secretes thyroxin
3. Another term for teenage
5. Hormone reaches here through the bloodstream
6. Voicebox
7. Term for changes at adolescence



Ans. Across

3. ADAM'S APPLE
4. ENDOCRINE
7. PITUITARY
8. HORMONE
9. INSULIN
10. ESTROGEN

Down

1. TESTOSTERONE
2. THYROID
3. ADOLESCENCE
5. TARGET SITE
6. LARYNX
7. PUBERTY

